

The logo features a beach scene with a sun, a beach umbrella, a beach ball, and a seagull. The text "Summer Fun" is written in a playful, bubbly font. "Summer" is in green with a white outline, and "Fun" is in yellow with a white outline.

# Summer Fun

**BCM KINDERGARTEN**

**CLASS- UKG**

**HOLIDAYS**

**HOMework**

**SESSION - 2024-2025**



# Summer Holiday



Hurray!!! The Summer Holidays are here... It's time to take a break, sit back & enjoy a few weeks on holiday! To keep the little ones engaged & be in touch with the learnings done in the class, the Summer Holiday Activities are designed with a motto of "Fun & Learn".

So, Parents, let them put their thinking caps and get their imagination going. Please take the printout of worksheets and activities. Let us all help them be more confident and independent.....

**Happy Holidays!!!**



ACTIVITIES





**Dear Parents**

**Kindly note the following instructions carefully**

**:-**

**\*Take the printouts (coloured or black and white) of all the worksheets, make a folder and help your ward to complete the worksheets in a creative manner. Let them enjoy the worksheets given for the fun.**

**\*\*HOLIDAYS HOMEWORK should be submitted by July 15, 2024.**



## A peep into the store house of fun packed activities

**Creative Corner-** Art and craft activities give kids a sense of achievement and allow them to take pride in their work which builds confidence. It improves their coordination and fine motor skills.

- ❖ Take your creativity to the next level in these holidays. Below are given few craft activities. Kindly make one model according to the roll no. of your ward.

### Best out of waste –

(FOR ROLL NO. – 1 TO 30)

Make a 3D model of any Animal under the theme **“MY ANIMAL KINGDOM”** using waste material available at home that can be used to keep things like, newspapers, magazines, toys or stationery items. You can make any animal of your choice. Try to keep size around 2 ft. Few examples are given for reference.



### ROCK – ART

(FOR ROLL NO. -31 ONWARDS)

Express your artistic skills and creativity by making **STONE PAINTINGS**. Make atleast 2 stones using different ideas and vibrant colours.

## Reading Skills-

**Sight words garden** -Let's practice some sight words which are very commonly used in English. Try to memorize them and enhance your reading skills. Make a "**SIGHT WORDS TREE**" on a colored A4 size sheet and write sight words on it in a creative way.

|     |     |     |     |     |
|-----|-----|-----|-----|-----|
| way | how | say | now | out |
| get | her | one | for | and |
| two | him | 😊   | our | who |
| not | you | his | can | its |
| she | the | but | all | see |

|    |    |    |    |    |
|----|----|----|----|----|
| up | if | of | it | no |
| by | do | me | be | an |
| to | go | 😊  | my | us |
| is | we | he | at | in |
| or | so | as | am | on |

## For Reading Practice

- This is my rat. It is a fat rat. It loves to sit in my lap. My dad gave him a hat.
- Pat , the cat and the rat went to the dam. The cat and the rat had a nap in the van.

# WRITING SKILLS

Read the following passage and answer the questions :

## Max the Cat

I have a cat.

His name is Max.

My cat is fat.

My cat is orange.



## Questions

- I have a \_\_\_\_\_  
a. cat      b. bat      c. rat
- His name is \_\_\_\_\_  
a. Max      b. Mat      c. Rex
- My cat is \_\_\_\_\_  
a. fat and black      b. fat and orange  
c. little and orange

STORY 2

## The van

I can see the van.

The cat is in the van.

The cat had a nap in the van.



1

I can see the \_\_\_\_\_.

car

van

tree

2

In the van is a \_\_\_\_\_.

cat

pan

pat

3







The cat had a \_\_\_\_\_.

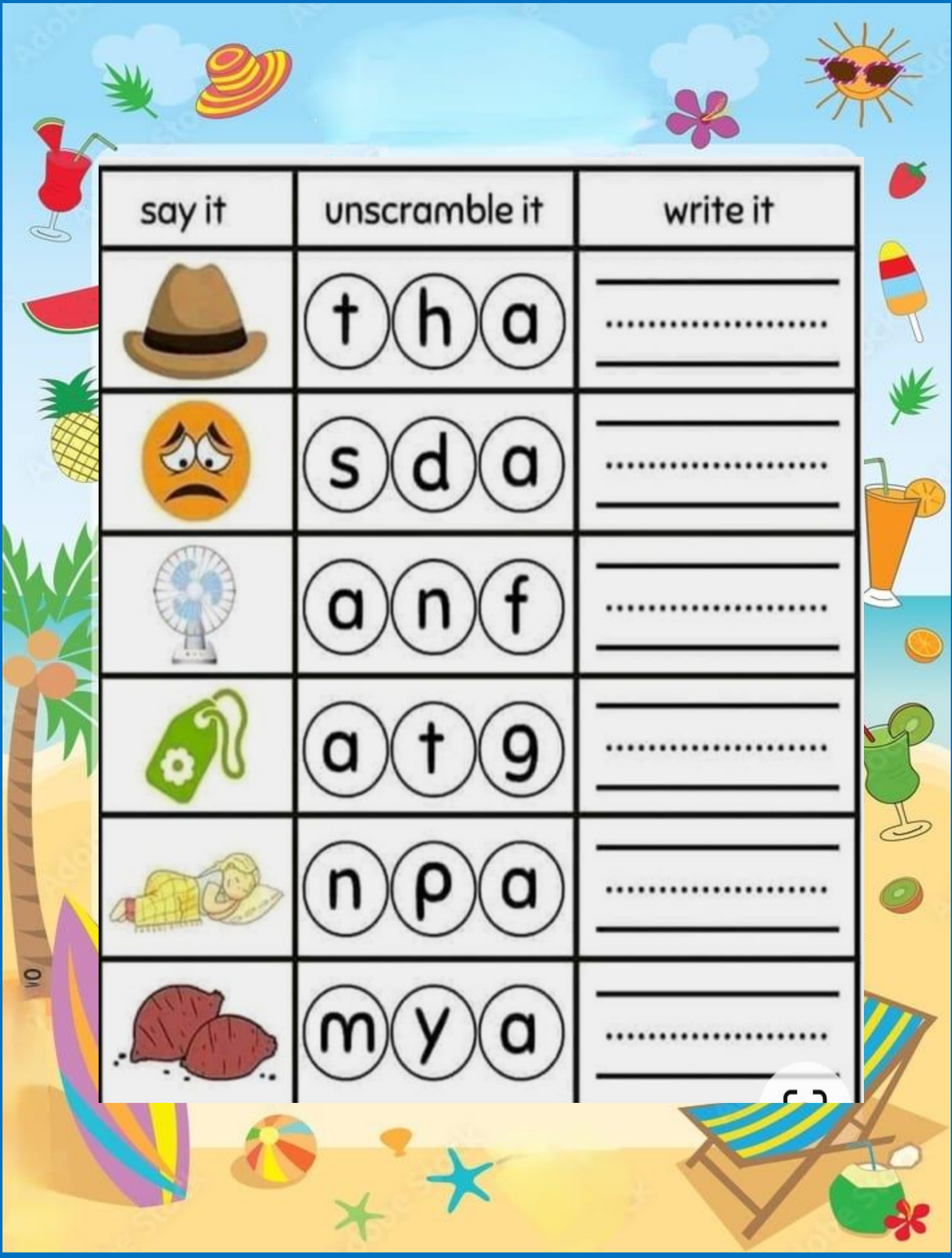
hat

nap

bee



| say it  | unscramble it | write it          |
|---|---------------|-------------------|
|    | t h a         | <hr/> <hr/> <hr/> |
|    | s d a         | <hr/> <hr/> <hr/> |
|   | a n f         | <hr/> <hr/> <hr/> |
|  | a t g         | <hr/> <hr/> <hr/> |
|  | n p a         | <hr/> <hr/> <hr/> |
|  | m y a         | <hr/> <hr/> <hr/> |







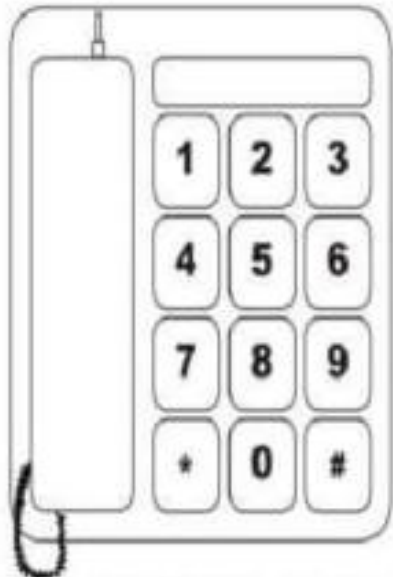
# LIFE SKILL




Yes!  
I know my  
home address

My  
address is:

|  |
|--|
|  |
|  |
|  |



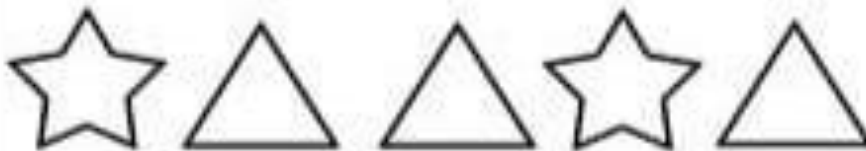
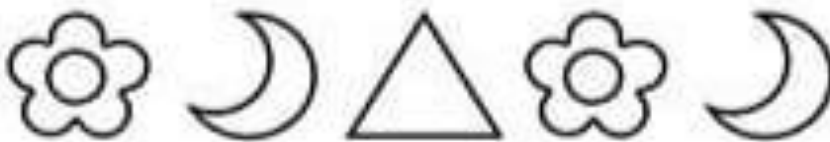

|  |  |  |   |  |  |  |   |  |  |  |  |
|--|--|--|---|--|--|--|---|--|--|--|--|
|  |  |  | - |  |  |  | - |  |  |  |  |
|--|--|--|---|--|--|--|---|--|--|--|--|



# FUN

## with Shapes

❖ Draw the next shape according to the sequence



# Complete the counting

100 101 103


113

124

133


139

150


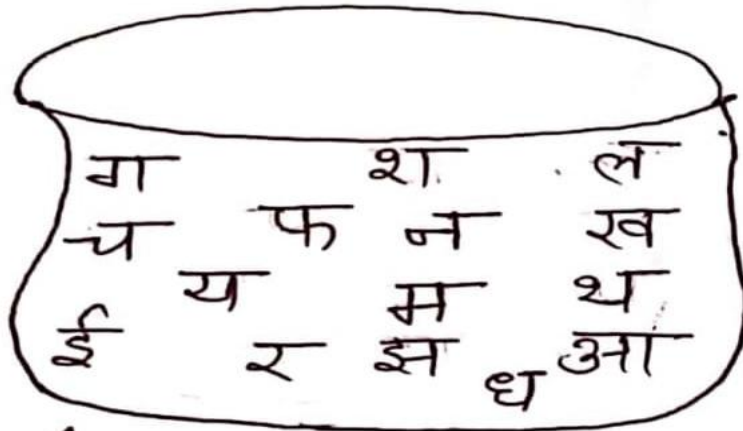


# बिना मात्रा के शब्द

२ अक्षर वाले रिक्त स्थान भरें



शब्द बनाओ मुझे खिलाओ ।



---

---

---

एक अक्षर के साथ अलग-अलग अक्षर जोड़कर शब्द बनाना सीखे।

क ल कल  
म कम  
प कप

फ ल  
न  
ट


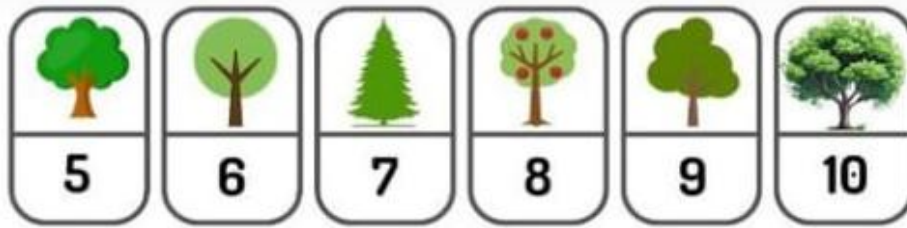
स र  
ब  
च

आ प  
म  
ग

ह म  
ल  
क

म न  
ल  
र


Recognize the tree and code it according to the given number



# SOCIAL & EMOTIONAL SKILLS

## Care and concern –

- ❖ Water the plants daily.
- ❖ Feed the birds & stray animals with grains, food and freshwater.
- ❖ Learn to Listen.
- ❖ Have at least two meals together with your family. Parents should teach them the hard work of farmers & ask them not to waste the food.
- ❖ Take your own plates after every meal and learn the dignity of labour.



# SCIENCE EXPERIMENT

## # 3 STATES OF WATER

Water occurs in three states: Solid, Liquid, Gas.

Requirements-Ice cubes, Water in pan, Gas stove.

Procedure- Keep 4 to 5 ice cubes in a bowl. Let it melt. It will convert into Liquid State. Take a glass of water in pan, keep it on gas stove. Let it boil, water will evaporate in gas form.

- Ensure that child must observe the whole experiment.
- While doing experiment click your photograph and share with your Class Teacher.



## THE SHADOW PLAY

Watch the video from the given link and experience your shadow at different times of the day

<https://youtu.be/tlI9IPbuyM4?si=s0DNkVFbXN0ptdcW>



# ZUMBA TIME

- **Watch the video and start your day with the exercise**

[https://youtu.be/piWZPSfFWKs?si=3GflesVEPI\\_Idjjk](https://youtu.be/piWZPSfFWKs?si=3GflesVEPI_Idjjk)



<https://youtu.be/fMhjQRKENLM?si=ali6BNA0ESFKi64W>



## **MAKE A REFRESHING AND CHILLED OREO SHAKE FOR YOUR "COOL DAD"**

### **INGREDIENTS-**

**4 tablespoon chocolate syrup**

**8 Oreo cookies**

**1 cup milk**

**2 cups vanilla ice cream**

**Method-** Put one table syrup into each of 4 glasses. Roll each glass to coat bottom and inside of glass. Finally chop 4 cookies & set aside. Place remaining cookies in blender add milk and ice cream. Blend until smooth. Pour into prepared glasses top with chopped cookies. Serve it immediately.



**DAD**  
A son's first  
**HERO**  
A daughter's  
**FIRST LOVE**

## Speaking Skills

# CARICATURE

Prepare your ward for caricature competition to be held in the month of July. Make your ward learn 8-10 lines on their favourite **CARTOON** character. Relevant props are mandatory to be used.

## RECITATION COMPETITION

Prepare a rhyme for Recitation Competition to be held on the occasion of **INDEPENDENCE DAY**. It can be in any language English or Hindi. Prepare at least 8 to 10 lines. Presentation, voice modulation, confidence, flow of speech will be considered. Patriotism will be the theme of the poem.



## Let's converse in English-

- Hello..... nice to meet you.
- Please excuse me.
- How are you? I am fine, Thank you.
- I am thirsty, please give me water.
- I am hungry, please give me fruit/food.
- I have finished my work / food.
- Please open/close my bottle, bag, Tiffin.
- Please switch on /off the light /fan.
- Mom, can I help you in the kitchen?
- Grandpa, should I come with you for a walk?
- Papa, can we go for cycling today?
- I have stomach ache/ headache/ toothache/ sore throat.

**Dear Kiddos**

**Hope your summer is filled with reading, writing, hand full of creativity and most of all.....fun!!!!**

**WISH YOU A SAFE & HEALTHY SUMMER.**

# Happy Holidays