

The logo features a colorful beach scene with a sun, a beach umbrella, a beach ball, and a seagull. The text "Summer Fun" is written in a playful, bubbly font. "Summer" is in green with a white outline, and "Fun" is in yellow with a white outline.

Summer Fun

BCM KINDERGARTEN

CLASS- 1

HOLIDAYS

HOMework

SESSION - 2024-2025



Summer Holiday



Hurray!!! The Summer Holidays are here... It's time to take a break, sit back & enjoy a few weeks on holiday! To keep the little ones engaged & be in touch with the learnings done in the class, the Summer Holiday Activities are designed with a motto of "Fun & Learn".

So, Parents, let them put their thinking caps and get their imagination going. Please take the printout of worksheets and activities. Let us all help them be more confident and independent.....

Happy Holidays!!!

ACTIVITIES




Little Creative Hands

Make a table mat with the help of the YouTube video link given below-

<https://youtu.be/7QhcnqBgN4Q?feature=shared>

Get it laminated or cover it with transparent sheet . Also mention child's name and class at the back of the **MAT**.





LIFE SKILL ACTIVITIES TO BE DONE DURING VACATION TO DEVELOP GOOD HABITS AMONGST STUDENTS

Memorise your home address and contact numbers of your family members.

Help your mother in daily household chores like arranging the table, serving the food, dusting etc.

Learn to pack your school bag 🎒 according to the timetable.

Set your cupboard every week.

Feed the birds 🐦 🐦 daily.

Make it a habit to water the plants 🌱 daily.

Pay greetings 🙏 to your elders and guests and take blessings. 🙌



It's time to tell the story to your kids to hone their listening skills by asking them open ended questions. For the same, the link is given below

<https://youtube.com/watch?v=go2JFHomXyo&feature=shared>

In the same way , Spend some family time by sharing moral stories with your ward and ask few questions . This will help them to sharpen their cognitive skills.

दिए गए लिंक को खोलकर कहानी सुनिए तथा नीचे दिए गए प्रश्नों के उत्तर दीजिए -

<https://youtube.com/watch?v=UVCq1ETBbO8&feature=shared>

1. गडरिया शब्द का क्या अर्थ होता है ?
2. पेंसिलों पर क्या लिखा होता है ?
3. कहानी का नाम लिखिए ?

SIGHT WORDS

of	his	had	him
her	some	as	then
could	when	were	them
ask	an	over	just
from	any	how	know
put	take	every	old
by	after	think	let
going	walk	again	may
stop	fly	round	give
once	open	has	live
thank	about	their	with

My first day at School

My name is Larry. Today is my first day in school. I am feeling very scared now.

I am going to the school by bus. I met Kate in the bus.

She is very sweet. She is my friend now.



1. How was Larry feeling?

- a. happy b. sad c. scared

2. How does he go to school?

- a. by car b. by bus c. by cycle

3. Whom did Larry meet in the bus?

- a. Sam b. Ben c. Kate

4. How is Kate?

- a. sweet b. sad c. quiet

<https://whatistheurl.com>

A little Child

Once upon a time, early in the morning when the sun was just climbing over the hills and all the clouds were rosy pink, a little child lay asleep in his pretty pink bed.



1) When is the story beginning?

- a) morning b) afternoon c) evening.

2) The character in this story is a

- a) teacher b) doctor c) a child

3) The child is _____.

- a) playing b) sleeping c) dancing

4) What is the color of the bed?

- a) pink b) white c) red

चित्र को देखकर निम्न वर्ग पहेली में उनके नाम ढूँढो




सि	पा	ही	ज	प	पी	ता
क	ग	रा	नी	ब	ला	उ
सी	ढ़ी	ज	ढ	ध	ड	जी
टी	ठ	म	ग	र	म	भ
छ	द	क	भ	ती	र	म
ल	क	ड़ी	ज	प	न	घ
क्ष	ली	फ	रे	ल	गा	ड़ी



पशु-पक्षियों से प्यार

मिट्टी के किसी बर्तन में पानी भरकर अपनी छत तथा अपने घर के बाहर रखिए तथा उनके खाने के लिए अपने घर का बचा हुआ भोजन रखिए। जो भी पशु अथवा पक्षी आपके घर में पानी पीने तथा भोजन खाने के लिए आएँ, उनमें से किसी एक का सुंदर सा चित्र बनाइए तथा उसमें रंग भरिए।





Apple Secret Code

Add the numbers and get the Secret message.

$3 + 3 = \underline{\quad}$ M	$1 + 2 = \underline{\quad}$ A
$6 + 3 = \underline{\quad}$ P	$4 + 4 = \underline{\quad}$ Y
$2 + 5 = \underline{\quad}$ R	$6 + 6 = \underline{\quad}$ F
$3 + 2 = \underline{\quad}$ T	$10 + 5 = \underline{\quad}$ H
$1 + 1 = \underline{\quad}$ O	$5 + 5 = \underline{\quad}$ E
$8 + 3 = \underline{\quad}$ U	$8 + 8 = \underline{\quad}$ L

$\frac{8}{\quad}$ $\frac{2}{\quad}$ $\frac{11}{\quad}$ $\frac{3}{\quad}$ $\frac{7}{\quad}$ $\frac{10}{\quad}$ $\frac{5}{\quad}$ $\frac{15}{\quad}$ $\frac{10}{\quad}$

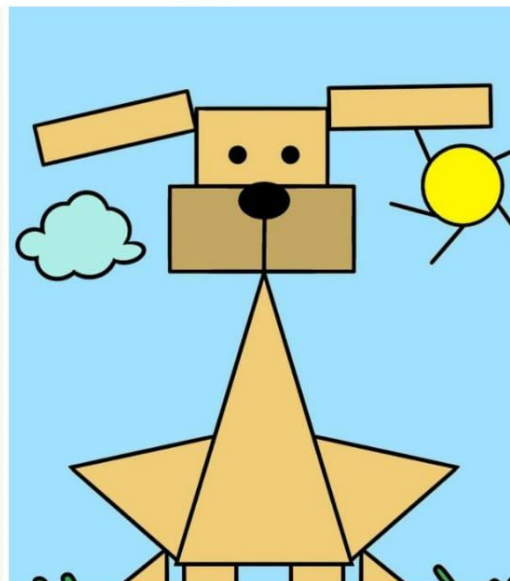

$\frac{\quad}{3}$ $\frac{\quad}{9}$ $\frac{\quad}{9}$ $\frac{\quad}{16}$ $\frac{\quad}{10}$ $\frac{\quad}{2}$ $\frac{\quad}{12}$

$\frac{\quad}{6}$ $\frac{\quad}{8}$ $\frac{\quad}{10}$ $\frac{\quad}{8}$ $\frac{\quad}{10}$



. Create a colourful picture by combining different shapes on A4 size sheet. The pictures can be a scenery, robot, animal etc.

Sample picture:



Fun with Addition



3 + 2 =

+ 4 = 8

+ 1 =

+ 5 =

6 + 2 =

3 + 2 =

+ =

+ =

+ =

+ = 7

+ = 7

+ 6 + = 9

+ 4 =


4 + = 8

+ 3 =

+ 2 =

+ 5 =

+ =



**MULTIPLICATION
FUN
IN THE
SUN**

START

GO AHEAD 3

GO AHEAD 3

GO AHEAD 3

FINISH

2 x 4 = 3 x 2 = 3 x 5 =

4 x 5 = 2 x 7 =

4 x 7 = 3 x 7 =

3 x 7 = 2 x 3 =

3 x 4 = 4 x 2 =

2 x 2 =

3 x 6 =

4 x 5 =

3 x 3 =

2 x 7 =

4 x 4 =

3 x 7 =

4 x 6 =

3 x 5 =

4 x 5 =

3 x 3 =

2 x 7 =

4 x 4 =

3 x 7 =

4 x 2 =

3 x 8 =

4 x 5 =

3 x 9 =

4 x 3 =

2 x 8 =

3 x 6 =

4 x 8 =

3 x 3 =

4 x 3 =

3 x 6 =

3 x 4 =

2 x 6 =

2 x 6 =

4 x 2 =

4 x 3 =

4 x 3 =

4 x 3 =

2 x 9 =

4 x 7 =

4 x 4 =

3 x 7 =

2 x 9 =

4 x 7 =

4 x 4 =

3 x 7 =

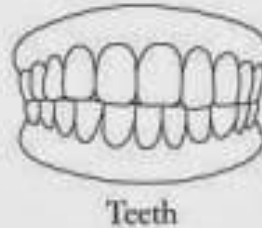
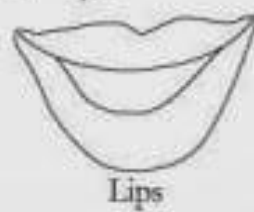
THIS GAME ADDRESSES THE FOLLOWING
CCSS: 3.OA.A.1 & 3.OA.C.7

Teacher Tam 

EVS

Word Search Puzzle Body Parts

S	I	N	G	O	O	D	A	Q	A
B	U	T	E	E	T	H	Z	N	D
L	A	C	T	U	R	A	E	C	H
S	W	O	K	A	S	I	O	R	A
D	F	I	N	G	E	R	S	N	N
S	O	C	O	R	Y	A	M	B	D
A	O	A	S	A	E	A	R	E	L
H	T	L	E	G	T	N	I	O	J
E	D	T	L	P	I	N	A	S	O
T	U	R	E	I	S	L	I	P	S



**FUN
TIMES!**



By using paper plate and Oreo biscuits illustrate different phases of moon . Click a photo and take a printout.

Happy Father's day

As you know Father's Day is around the corner. So let's make a PORTRAIT TOAST For the "DAD" and make him proud on his special day.



<https://youtube.com/watch?v=bVVQHp9EH5I&feature=shared>

Click on the link and Watch the video and make a yummy sandwich for your dad.

ZUMBA of TIME

- **Watch the video and start your day with the exercise**

<https://youtu.be/piWZPSfFWKs?si=3GflesVEPI Idjkk>



<https://youtu.be/fMhjQRKENLM?si=ali6BNA0ESFKi64W>

ACTIVITY TIME

June 5 - World Environment Day

* Plant one sapling to celebrate Environment day and protect our mother Earth.

June 21 INTERNATIONAL YOGA DAY

* Do your favourite asana with your family.

* Do your activities and share your pics with your respective class teacher.

Upcoming Competition

- Time to speak

Speak 8 to 10 sentences on anyone of the topics given below.

- ❖ Your favourite cartoon character
- ❖ Your favourite flower or fruit
- ❖ Your favourite season
- ❖ How did you spend your summer vacations.

Your creative presentation will be appreciated .

Art Integrated Project

Page 1- Index

Page 2- Paste pictures of different festivals of Punjab and Odisha.

Page 3- Write the names of those festivals in English alphabetically.

Page 4- Write any five lines on any one festival in Hindi.

Page 5- Write the dates of festivals of Punjab in Ascending and festivals of Orissa in Descending order.

Dear Parents

Kindly note the following instructions carefully :-

*Take the printouts (colored or black and white) of all the worksheets, make a spiral binding, decorate it and help your ward to complete the worksheets in a creative manner. Let them enjoy the worksheets given for the fun.

HOLIDAYS HOMEWORK should be submitted by **July 15, 2024.

Chit Chat

❖ FOR CLASSROOM

- ✓ What page are we on?
- ✓ Do we have to write this down?
- ✓ Can you explain it once more?
- ✓ I have done my work
- ✓ Can we pack our things now ?

❖ FOR HOME

- ✓ Can I help you ?
- ✓ What's the time now?
- ✓ Did you water the plants today?
- ✓ Can you set the table for dinner/lunch?
- ✓ Can you tidy up your room?

Dear Kiddos

Hope your summer is filled with reading, writing, hand full of creativity and most of all.....fun!!!!

**Happy
Holidays**