

# BCM KINDERGARTEN

## HOLIDAYS HOMEWORK

Class Nursery

Session 2023-2024





*“Hot sizzling summer reminds us of the time,  
To break free and bask in the warm sunshine.*

*There’s a burst of activities  
without minding the scorching heat,  
When friends are making merry  
and relishing the ice cream treat  
So blend enjoyment with learning and introspection,  
To fresh glory and attain perfection.”*

Summer vacation is the best and fruitful time for nurturing creativity. A variety of fun-filled activities and worksheets are given to be attempted during summer break. The major emphasis is laid on 'Learning by doing'. Attempt the assignments neatly and beautify them by providing required illustrations.

Let's spend these holidays creating a nurturing and stimulating environment filled with fun, frolic and learning.

**Have an enjoyable Summer Break!**





**Dear Parents**

**Kindly note the following instructions carefully:-**

**\*Take the printouts (coloured or black /white) of all the worksheets, make a folder and help your ward to complete the worksheets in a creative manner. Let them enjoy the worksheets given for the fun.**

**\*HOLIDAYS HOMEWORK should be submitted by July 13, 2023.**

### **Care and concern -**

- \*Water the plants daily.**
- \*Feed the birds & stray animals with grains, food and freshwater.**
- \* Learn to Listen.**
- \*Have at least two meals together with your children. Teach them the hard work of farmer & ask them not to waste the food.**
- \* Let them take their own plates after every meal to make them learn the dignity of labour.**




# Let's unbox the Treasure fun chest

**Creative Corner**- \*Show your creativity making the project of **TABLE MAT** (A-3 sheet) using leaf/ Vegetables printing on it. Write the name of the child at the back and get it laminated. Bring it school and use it during Lunch time.



**Logical development**-Let's enhance the logical & Numeracy Skills of the child. Help your ward Stick pompom/buttons according to given numbers and form a caterpillar.



## MAKE YOUR SUMMER COOL AND REFRESHING WITH SWEET AND CHILLED OREO SHAKE

### INGREDIENTS-

4 tablespoon chocolate syrup

8 Oreo cookies

1 cup milk

2 cups vanilla ice cream

Method- Put one table syrup into each of 4 glasses. Roll each glass to coat bottom and inside of glass. Finally chop 4 cookies & set aside. Place remaining cookies in blender add milk and ice cream. Blend until smooth. Pour into prepared glasses top with chopped cookies. Serve it immediately.



### FINE MOTOR SKILLS-

Learning is fun- Let your child roll the clay into different shapes. Note: Kindly help your ward to make different object like animals, fruits etc. Trace the shapes of different objects things available at home like biscuits, block lids etc.



## Language Development-

**Listening & Speaking Skill-** It's time to tell the story to your kids to hone their listening skills by asking them open ended questions. For the same, the link is given below.

<https://youtu.be/bm-pBdL65r8>

Story- Thirsty Crow

Q1 - What is the colour of crow ?

Q2 - Who was thirsty ?

Q3 - How was the day ?

Q4 - What did he find near the pot ?

<https://youtu.be/Pfc0xcyw8dE>

कहानी - शेर और चुहिया


प्रश्न 1. जंगल में कौन सो रहा था.?

प्रश्न 2 . शेर पर किसने छलांग लगाई?

प्रश्न 3. जंगल में शेर को किसने फसाया?


प्रश्न 4 जाल किस ने काटा?





**Writing Skills-** To develop writing skills of students. Creative and Colorful standing and sleeping strokes worksheets are given below.

Standing lines : Trace the standing lines




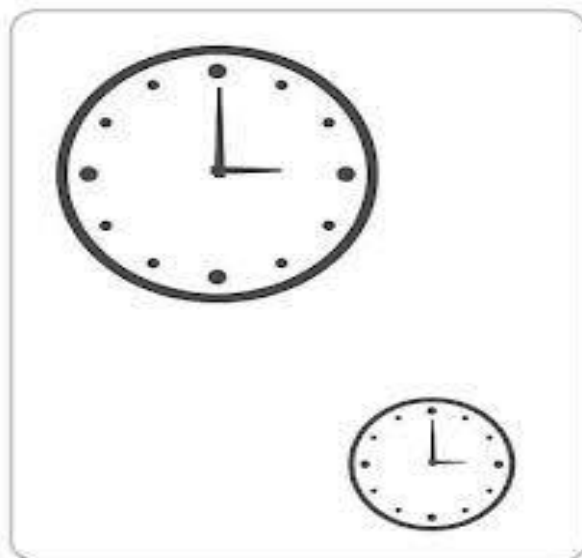
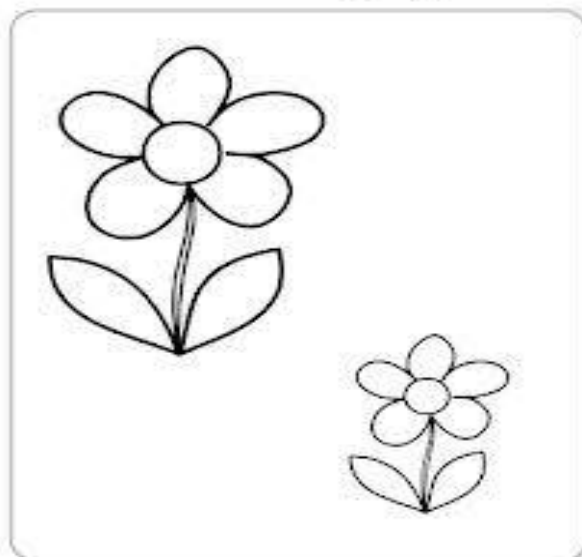




NAME: \_\_\_\_\_ CLASS: \_\_\_\_\_ DATE: \_\_\_\_\_

# BIG & SMALL

Color Big object with red and Small with blue.



<https://eduaakar.blogspot.com>



Draw a line to match:





# Matching For Color Worksheets

Match the houses with same color

---





## Personal Hygiene-

Encourage your child to take care of personal Hygiene by inculcated the following good habits -

- 1 Brushing teeth twice a day.
- 2 Combing hair regularly.
- 3 Bathing every day.
- 4 Washing hands before and after meal.
- 5 Trimming nails regularly.

Life skills – Inculcate following skills in your ward to help him /her become independent.

- 1 Buttoning his/ her shirt.
- 2 Zipping and unzipping.
- 3 Filling the water bottles.
- 4 Packing his/ her school bags.
- 5 Laying the table.



## Let's converse in English-

Children can be encouraged to use simple words and sentences like-

Wishing people good morning, hello ,Namaste.

- I am thirsty, please give me water.
- I am hungry; please give me fruit/food.
- I have finished my work / food.
- Please open/close my bottle, bag, Tiffin.
- Please switch on /off the light /fan.
- Please change my clothes.

## FLOWER & CANDLE BREATHING

Take a deep breathe & be Calm.



Blow out the candle



Sniff the Flower





## BIO-ORGANIC TEA COMPOST

Organic manure is the best fertiliser for the plants. Let's make Tea manure at home using simple steps from waste tea leaves.

\*Wash and dry the tea leaves in the sieve itself.

\*Turn the topsoil a bit, add your tea leaves and cover it with soil again.

\*You can add 4-5 teaspoons to each plant once in ten days.



# UPCOMING ACTIVITY

## Toy Description

To develop oratory skills of students we are organizing 'Toy Description' Activity in the last week of July. Students will speak 3-5 lines on their favourite Toy.



Dear Kiddos

Hope your summer is filled with reading, writing, hand full of creativity and most of all.....fun!!!!

WISH YOU A SAFE & HEALTHY SUMMER.

# Happy Holidays

